

**NOTES**

UNITS HUNG ON 18" CENTERS

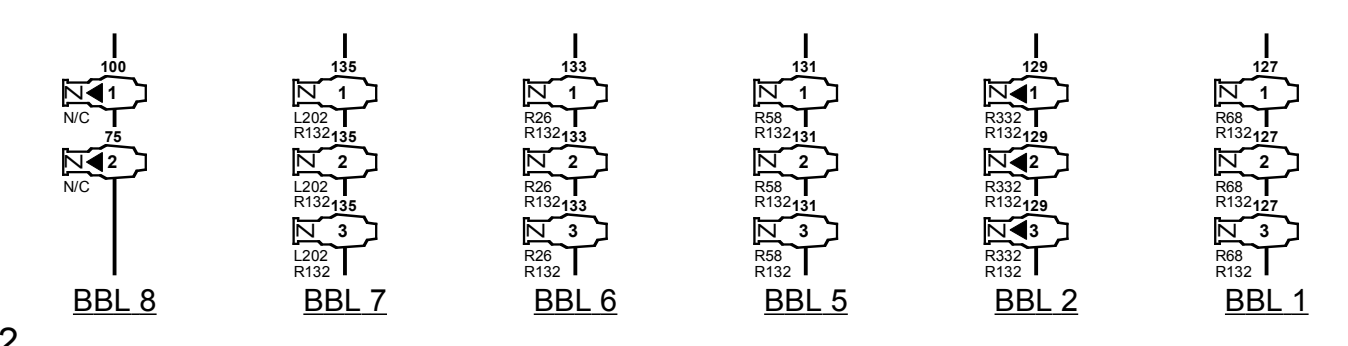
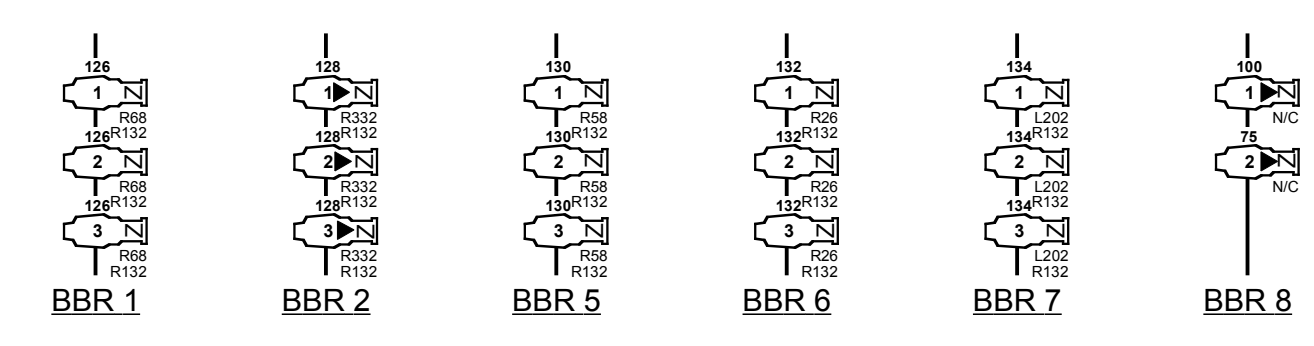
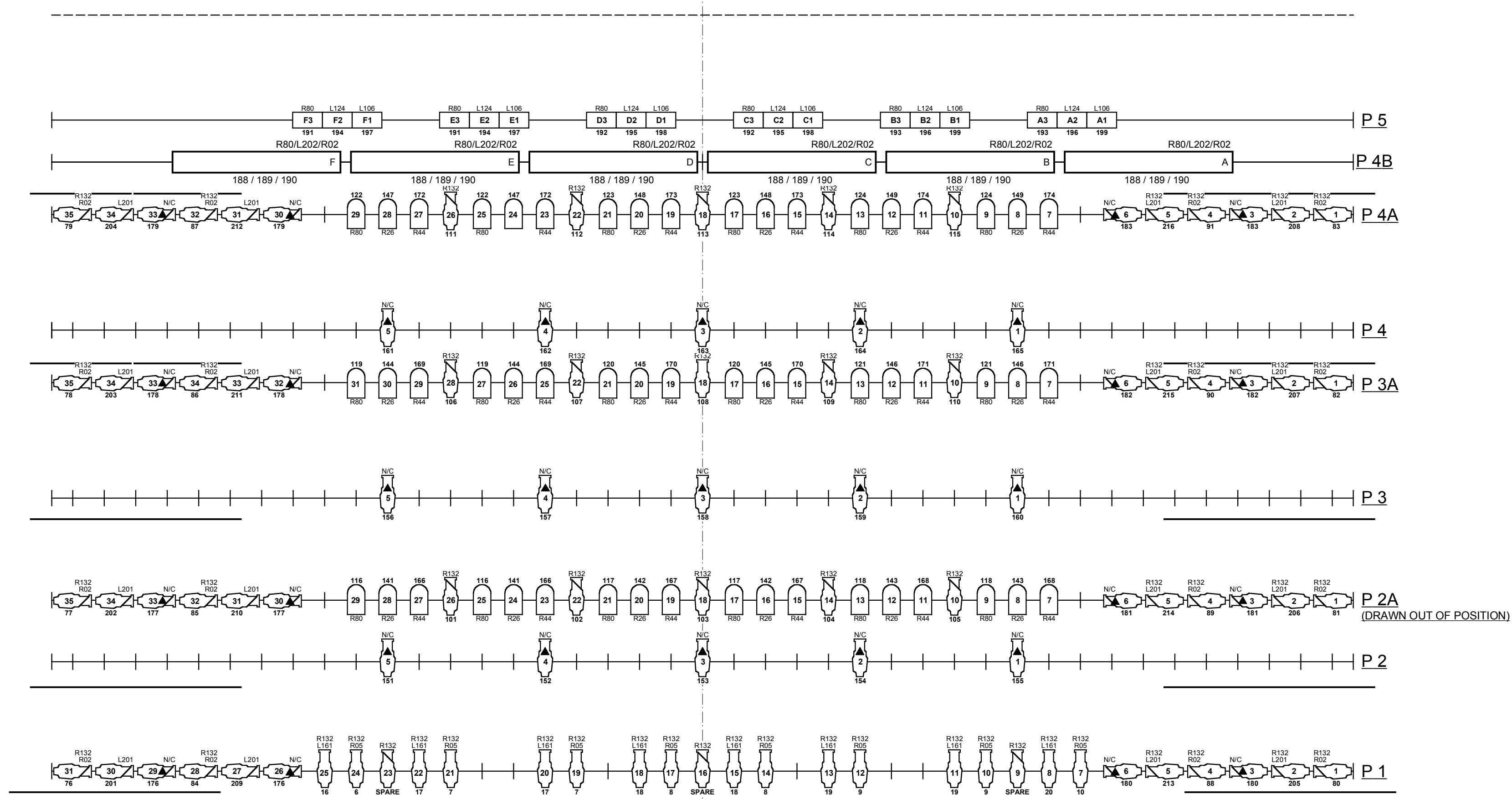
FOH DRAWN OUT OF POSITION

SOME ELECTRICS DRAWN OUT OF POSITION

FOOTS NOT DRAWN ON PLAN

STROBE LIGHT PLACEMENT TBD

- 48 FULL STAGE BLACK
- 47 SKY DROP
- 46 RP SCREEN
- 45 GARDEN SCRIM
- 43 5 E
- 42 ABOVE/BELOW SCRIM
- 41 4B E
- 39 4A E
- 38 BLACK BORDER & LEGS
- 37 4A E
- 35 4A E
- 34
- 33
- 32
- 31 HOLE DROP
- 30
- 29 4 E
- 28 BLACK LEGS
- 27 3A E
- 26
- 25
- 24
- 23
- 22
- 21
- 20
- 19A 3 E
- 18A BLACK LEGS
- 18 FULL STAGE BLACK
- 17 BLACK BORDER
- 16 ALICE FLY LINE
- S2
- 15 KITCHEN FLAT
- 14
- 13 2A E
- 12
- 11A 2 E
- 11 BLACK LEGS
- 10 BLACK BORDER
- 9
- 8
- 7
- S1
- 5 1 E
- 4A BROWN BORDER AND LEGS
- 3 MAIN CURTAIN
- 2 GRAND DRAPE
- 1 PLASTER LINE



**SYMBOLS**

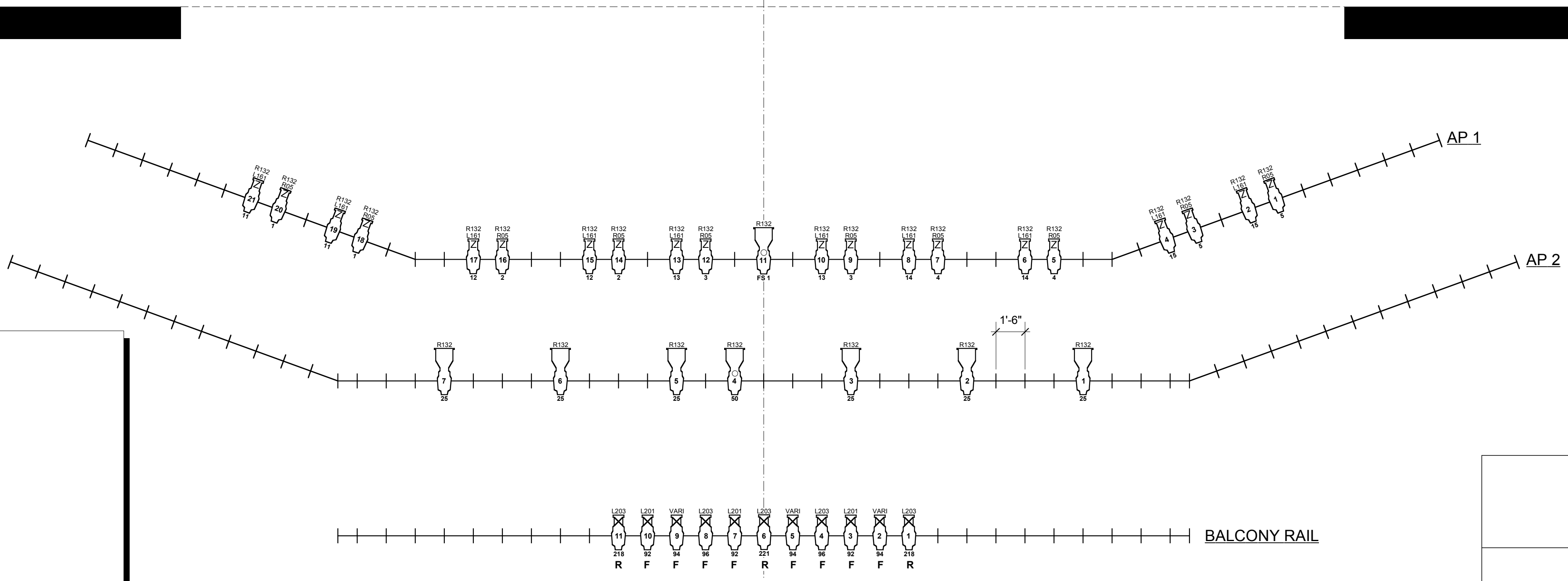
- ETC S4 15-30° 575W
- ETC S4 36° 575W
- ETC S4 26° 575W
- ETC S4 19° 750W
- ETC S4 10° 750W
- PAR 64 MFL 1KW
- PAR 56 STRIPLIGHT 300W
- 3 COLOR CYC LIGHT 1KW

COLOR TEMPLATE UNIT #

CHANNEL #

IRIS

R = ROTATOR  
F = FILM LOOP



sacramento Ballet

*ALICE IN WONDERLAND*  
MOZART DIVERTIMENTO - EUGENE ONEGIN  
SACRAMENTO COMMUNITY CENTER THEATRE

**LIGHTING PLAN**

LIGHTING DESIGNER: KYLE LEMOI  
1-916-552-5800 x110  
klemoi@sacballet.org  
DRAWN: KL

SCALE: 1/4" = 1'-0"      2 OCTOBER 2008